

General Education Board, Colorado State University-Pueblo 2014-2015 Administration of the Proficiency Profile, Summary of Results

This document presents key findings from the CSU-Pueblo administration of the ETS Proficiency Profile. The Proficiency Profile was adopted as part of the General Education Board's plan for assessing the general education student learning outcomes.

Administration

The Proficiency Profile was administered to 155 first-time freshmen during the spring 2015 semester. (Students were randomly selected from among all students participating in orientation and assigned to classrooms to participate in the test. Faculty and staff administered the timed, paper-and-pencil exam according to the ETS protocol.)

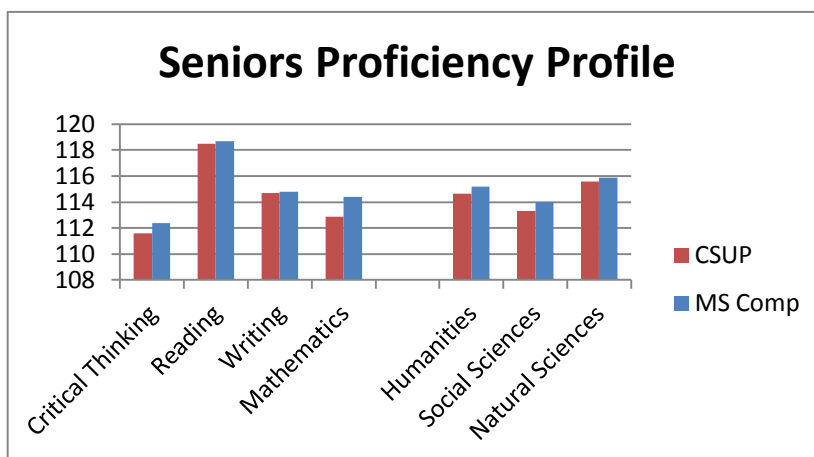
Working with faculty who agreed to allow members of the General Education Board to administer the test in their upper-level classes, approximately 200 seniors from majors across campus completed the test during the Fall 2014 and Spring 2015 semesters.

At the conclusion of the 2014-2015 academic year, the completed tests were returned to ETS for data analyses.

Results

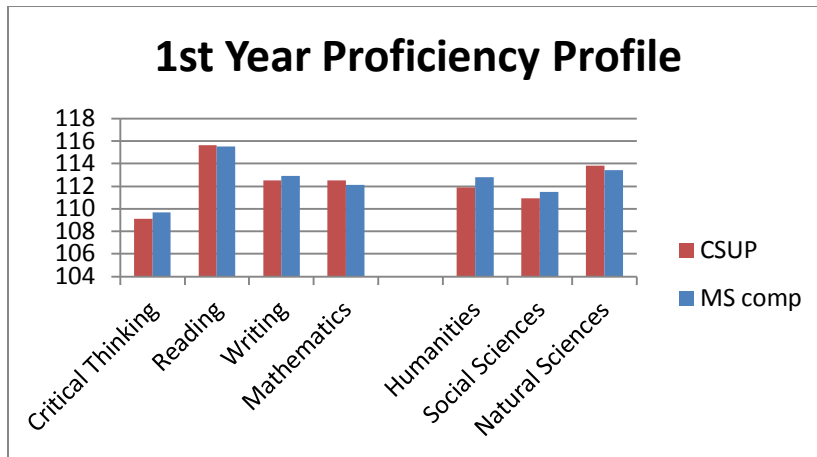
The following are results for our seniors compared to all masters comprehensive institutions (n=104):

Total mean score for CSU-Pueblo was 444.93 (range 400-500); total mean for all institutions was 447.3
Mean for critical thinking was 111.6 (range 100-130); total mean for all institutions was 112.4
Mean for reading was 118.48 (range 100-130); total mean for all institutions was 118.7
Mean for writing was 114.71 (range 100-130); total mean for all institutions was 114.8
Mean for mathematics was 112.88 (range 100-130); total mean for all institutions was 114.4
Mean for humanities was 114.67 (range 100-130); total mean for all institutions was 115.2
Mean for social sciences was 113.34 (range 100-130); total mean for all institutions was 114.0
Mean for natural sciences 115.57 (range 100-130); total mean for all institutions was 115.9



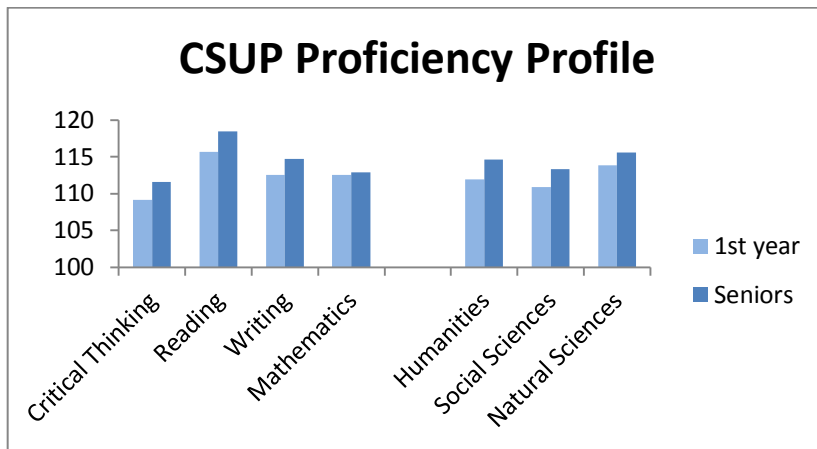
The following are results for our first-time first year students compared to all masters comprehensive institutions (n=80):

Total mean score for CSU-Pueblo was 437.05; total mean for all institutions was 437.46
 Mean for critical thinking was 109.12; total mean for all institutions was 109.92
 Mean for reading was 115.66; total mean for all institutions was 115.65
 Mean for writing was 112.54; total mean for all institutions was 113.00
 Mean for mathematics was 112.52; total mean for all institutions was 111.90
 Mean for humanities 111.91; total mean for all institutions was 113.07
 Mean for social sciences 110.90; total mean for all institutions was 111.74
 Mean for natural sciences 113.84; total mean for all institutions was 113.44



The following are results for our first-time first year students compared to our seniors:

Total mean score for CSU-Pueblo freshman was 437.05; mean for seniors was 444.93
 Mean for critical thinking for freshman was 109.12; mean for seniors was 111.60
 Mean for reading for freshman was 115.66; mean for seniors was 118.48
 Mean for writing for freshman was 112.54; total mean for seniors was 114.71
 Mean for mathematics for freshman was 111.25; total mean for seniors was 112.88
 Mean for humanities for freshman was 111.91; total mean for seniors institutions was 114.67
 Mean for social sciences for freshman 110.90; total mean for seniors was 113.34
 Mean for natural sciences for freshman 113.84; total mean for seniors was 115.57



Please see the assessment Website for the Proficiency Profile results (<http://www.csu.pueblo.edu/Assessment/ResultsAndReports/Pages/default.aspx>).

General Education Student Learning Outcomes

Upon completion of general education courses, students will...

Use the English language to communicate with clarity, coherence and persuasiveness, demonstrating critical analysis, logic, precision and rhetorical awareness. (Communication)

Proficiency Profile seniors mean = 112.54 for writing

Identify, analyze and evaluate arguments and sources of information to make informed and logical judgments, to arrive at reasoned and meaningful arguments and positions, and to formulate and apply ideas to new contexts.

(Critical Thinking)

Proficiency Profile seniors mean = 111.6 for critical thinking

Proficiency Profile seniors mean = 118.48 for reading

Articulate the nature of a multicultural society and recognize the role of aesthetic awareness, foreign language skills, cultural and social perspectives or human and institutional systems of the past and present. (Diversity and Social Responsibility)

Clarify and evaluate their own values and ethical conduct and analyze the values and ethical conduct of others. (Personal Values and Ethics)

Apply numeric, symbolic and geometric skills to formulate and solve quantitative problems. (Quantitative Reasoning)

Proficiency Profile seniors mean = 112.88 for math

Apply the scientific method, laboratory techniques, mathematical principles and/or experimental design. (Scientific Reasoning)

Proficiency Profile seniors mean = 113.34 for social sciences

Proficiency Profile seniors mean = 115.57 for natural sciences

Identify and evaluate wellness principles, including mental, emotional and physical health, needed to make informed choices. (Wellness and Well-Being)